
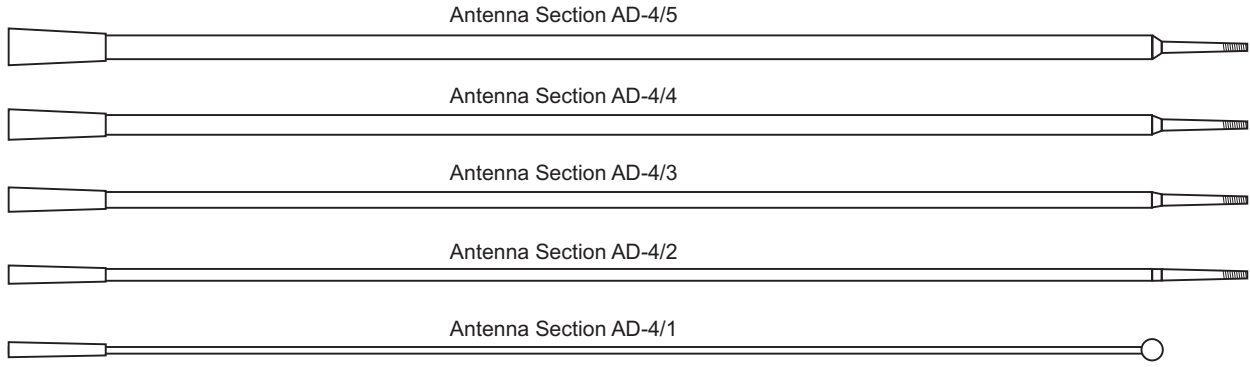


The family of the HF mobile antennas AD-4 are composed of the antenna sections and the antenna bases suitable for various configurations and antenna heights. The antennas are intended for mobile work with the HF radios. The antenna sections are all 120 (4') cm long and are made of strong pultruded composite tube (fiberglass) with male and female joints at both ends. Antenna sections are mounted on the antenna base type AP-4/M (up to 4 sections) or on the base type AD-4/MHD (up to 7 sections), made of composite materials and with biconical SS spring enabling bending the antenna with the rope horizontally for NVIS applications. The antenna sections are packed in canvas bag for transportation and storage. The antenna AD-4 could be used also stationary with the antenna base type AP-4/S or side feed base type AP-4/SF.

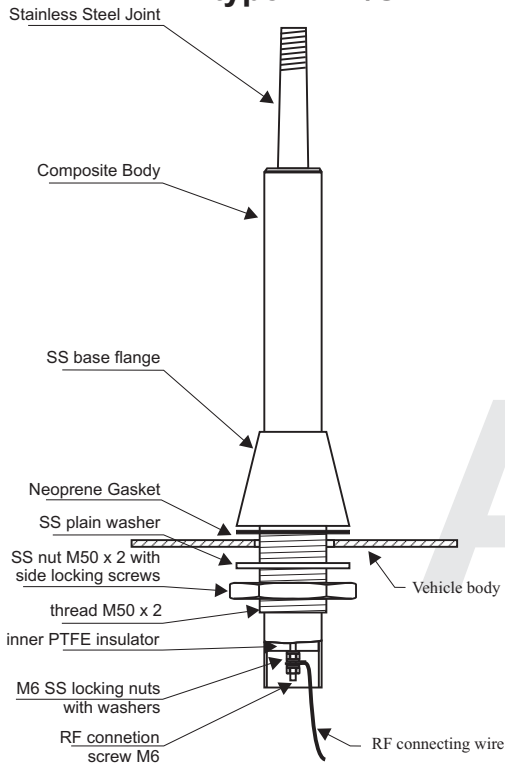


Frequency range	1,5 - 30 MHz
Impedance	see diagram
Maximum power	400 W (AP-4/M) - 1 kW CW
Polarization	VER.
Connector	M 6 screw type
Height	3.6 - 6 m with AP-4/M 3.6 - 8.4 m with AP-4/MHD, AP-4/S or AP-4/SF
Section weight	
- AD-4/1	0.17 kg
- AD-4/2	0.34 kg
- AD-4/3	0.49 kg
- AD-4/4	0.68 kg
- AD-4/5	0.83 kg
Support weight	
- AP-4/M	2.5 kg
- AP-4/S	2.2 kg
- AP-4/MHD	4.8 kg
Wind velocity	120 km/h
Temperature range	- 40....+70 °C

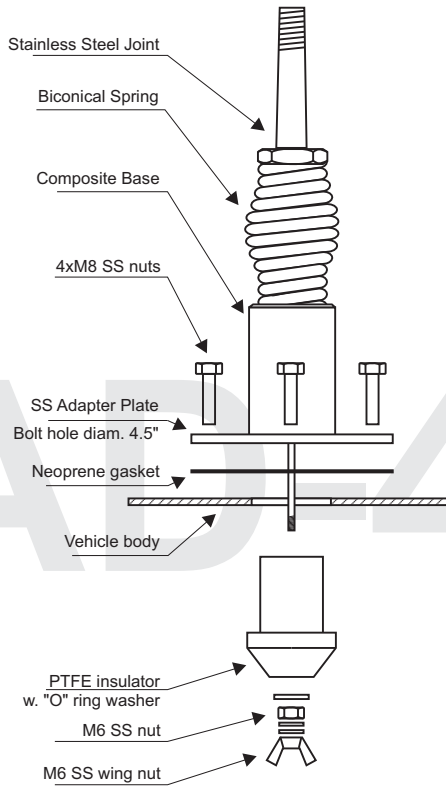
Antenna Sections



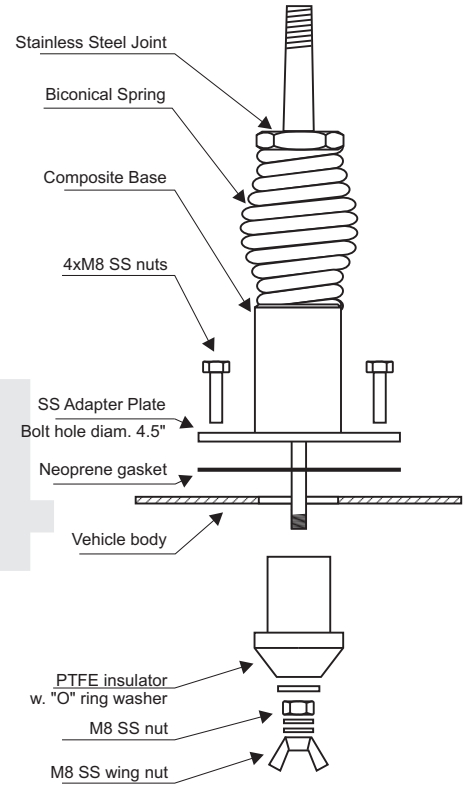
Antenna Support type AP-4/S



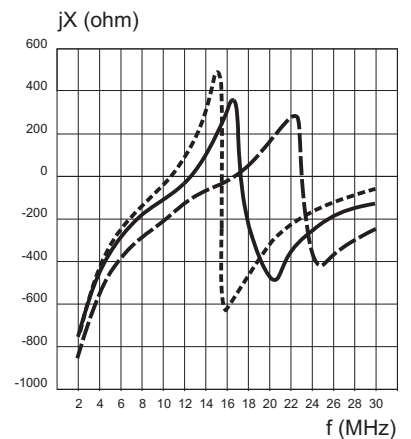
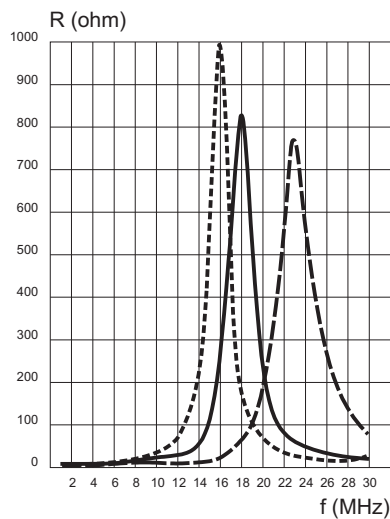
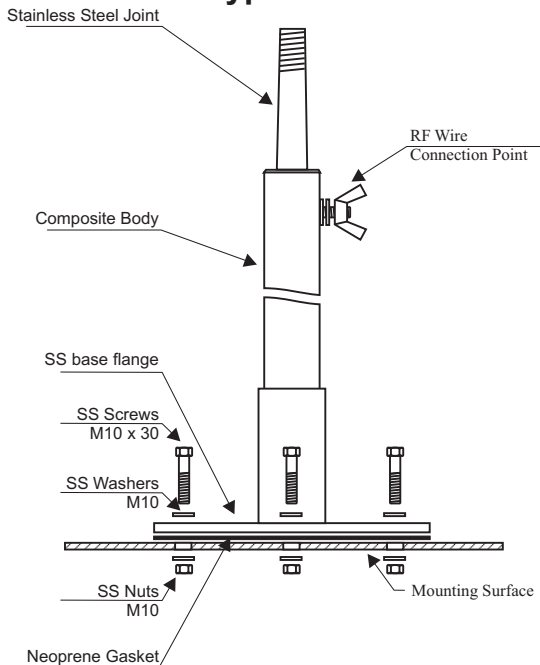
Antenna Support type AP-4/M



Antenna Support type AP-4/MHD



Antenna Support type AP-4/SF



Legend:

- 6 m antenna (5 sections): - - - - -
- 4.8 m antenna (4 sections): ———
- 3.6 m antenna (3 sections): - · - · -